

Scaled data based on original data using
LM-79-08 Approved Method: Electrical and Photometric Measurements of Solid-
State Lighting Products

Test Report Prepared for
Cooper Lighting Solutions
(formerly Eaton)

Brand: STREETWORKS

Report Number: P530385

Luminaire Tested: **GLAN-SA5C-760-U-AFL-GRSBK**

Issue Date: 5/27/2021

Test Information

Test Method: LM-79-08
Report Number: P530385
TEST IS SCALED FROM IESNA LM-79-08 TEST DATA (G3-2011-057-27)
Test Lab: INNOVATION CENTER
Issue Date: 5/27/2021
Manufacturer: COOPER LIGHTING SOLUTIONS (FORMERLY EATON)
Product Line: STREETWORKS
Catalog Number: GLAN-SA5C-760-U-AFL-GRSBK
Description: GALLEON AREA AND ROADWAY LUMINAIRE
(5) 70 CRI, 5700K, 1050mA LIGHTSQUARES WITH 16 LEDS EACH AND AUTOMOTIVE
FRONTLINE OPTICS WITH BLACK GLARE REDUCTION SHIELD
Light Source: -
Ballast/Driver: ELECTRONIC DRIVER

Summary

Lumens per Lamp: N/A
Luminaire Lumens: 26264 lumens
Efficiency: N/A
Efficacy: 97.6 lumens/watt
Luminous Opening: Rectangular (W 1.5' x L: 1' x H: 0')
IES Classification: Type II - Short
BUG Rating: B3 - U0 - G1

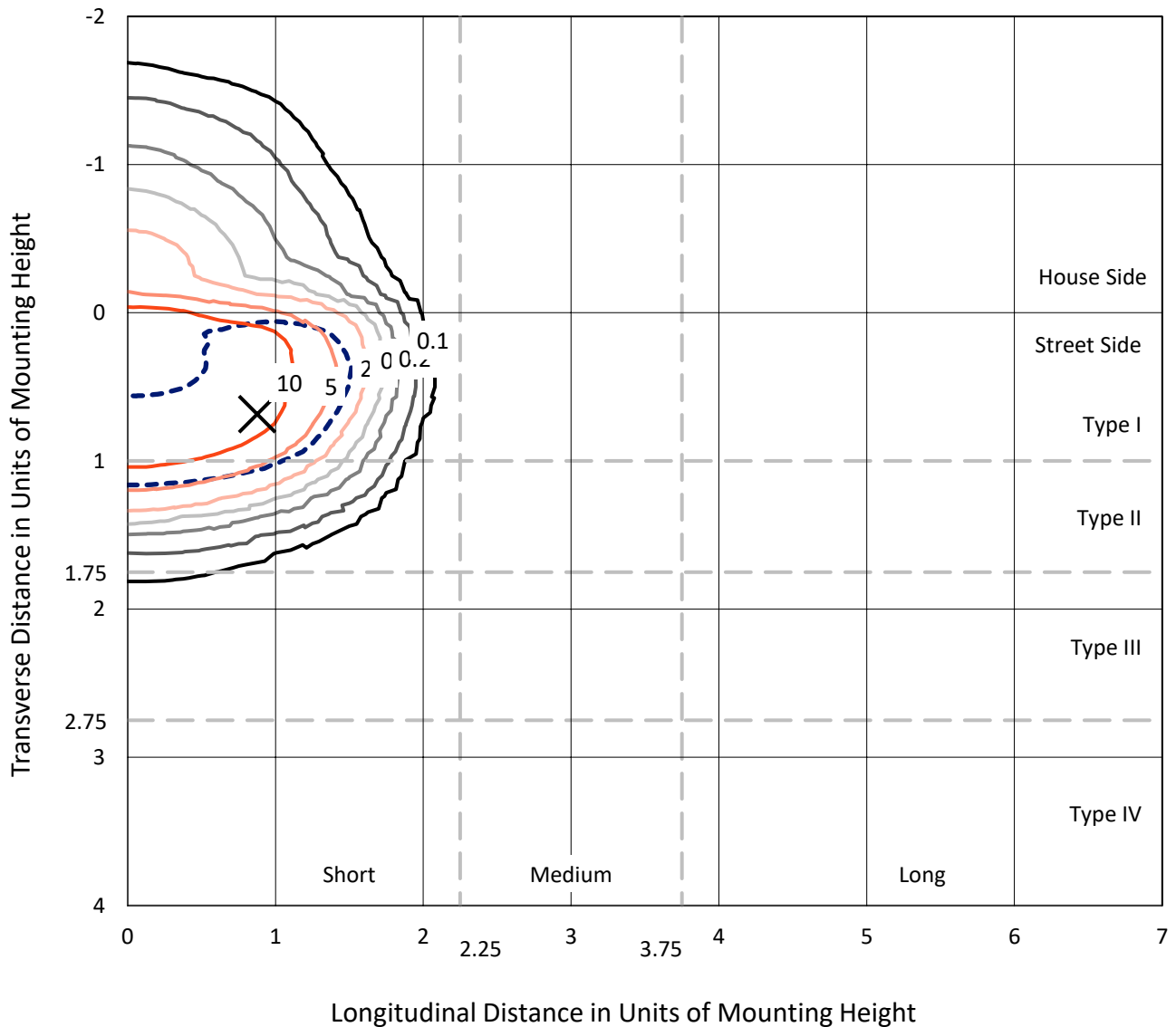
Input Watts (W): 269
Input Voltage (V): NR
Input Current (Ain): NR
Voltage Rise (V): NR
Power Factor: NR
Total Harmonic Distortion (THDi): NR
Frequency (hertz): 60
Stabilization Time: NR
Operation Time: NR
Ambient Temperature (°C): NR
Test Distance: 24 FT



REPORT NUMBER: P530385
 CATALOG NUMBER: GLAN-SA5C-760-U-AFL-GRSBK

Iso-Footcandle Lines of Horizontal Illumination

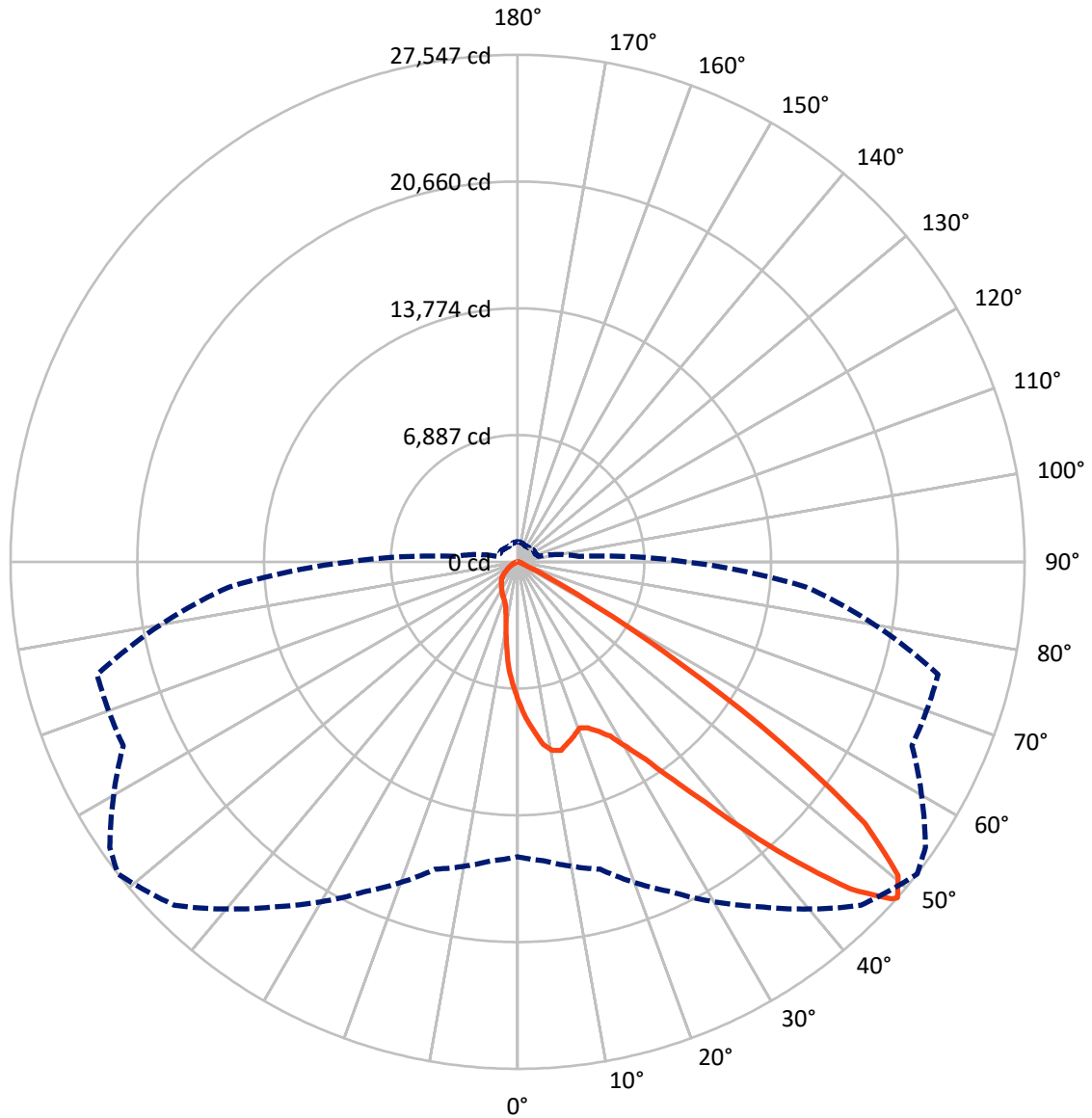
✕ Max cd
 - - - 1/2 Max cd



Based on 25 foot mounting height. Maximum calculated value = 17 fc
 Type II - Short - N/A

REPORT NUMBER: P530385
CATALOG NUMBER: GLAN-SA5C-760-U-AFL-GRSBK

Luminous Intensity Polar Plot



— Vertical Plane Through 52-Deg Lateral - - - Horizontal Cone Through 48-Deg Vertical

REPORT NUMBER: P530385
 CATALOG NUMBER: GLAN-SA5C-760-U-AFL-GRSBK

FLUX DISTRIBUTION:

| | | Downward | Upward | Total |
|--------------------|-----------|----------|--------|---------|
| House Side | Lumens | 3197.8 | 0.0 | 3197.8 |
| | % Fixture | 12.2 | 0.0 | 12.2 |
| Street Side | Lumens | 23066.1 | 0.0 | 23066.1 |
| | % Fixture | 87.8 | 0.0 | 87.8 |
| Total | Lumens | 26264.0 | 0.0 | 26264.0 |
| | % Fixture | 100.0 | 0.0 | 100.0 |

ZONAL LUMENS:

| Zone | Lumens | % Fixture |
|-----------|---------|-----------|
| 0°-10° | 694.2 | 2.6 |
| 10°-20° | 1814.2 | 6.9 |
| 20°-30° | 3097.6 | 11.8 |
| 30°-40° | 5704.2 | 21.7 |
| 40°-50° | 8858.7 | 33.7 |
| 50°-60° | 5331.4 | 20.3 |
| 60°-70° | 616.6 | 2.3 |
| 70°-80° | 119.4 | 0.5 |
| 80°-90° | 27.6 | 0.1 |
| 90°-100° | 0.0 | 0.0 |
| 100°-110° | 0.0 | 0.0 |
| 110°-120° | 0.0 | 0.0 |
| 120°-130° | 0.0 | 0.0 |
| 130°-140° | 0.0 | 0.0 |
| 140°-150° | 0.0 | 0.0 |
| 150°-160° | 0.0 | 0.0 |
| 160°-170° | 0.0 | 0.0 |
| 170°-180° | 0.0 | 0.0 |
| 0°-90° | 26264.0 | 100.0 |
| 0°-180° | 26264.0 | 100.0 |

Coefficient of Utilization



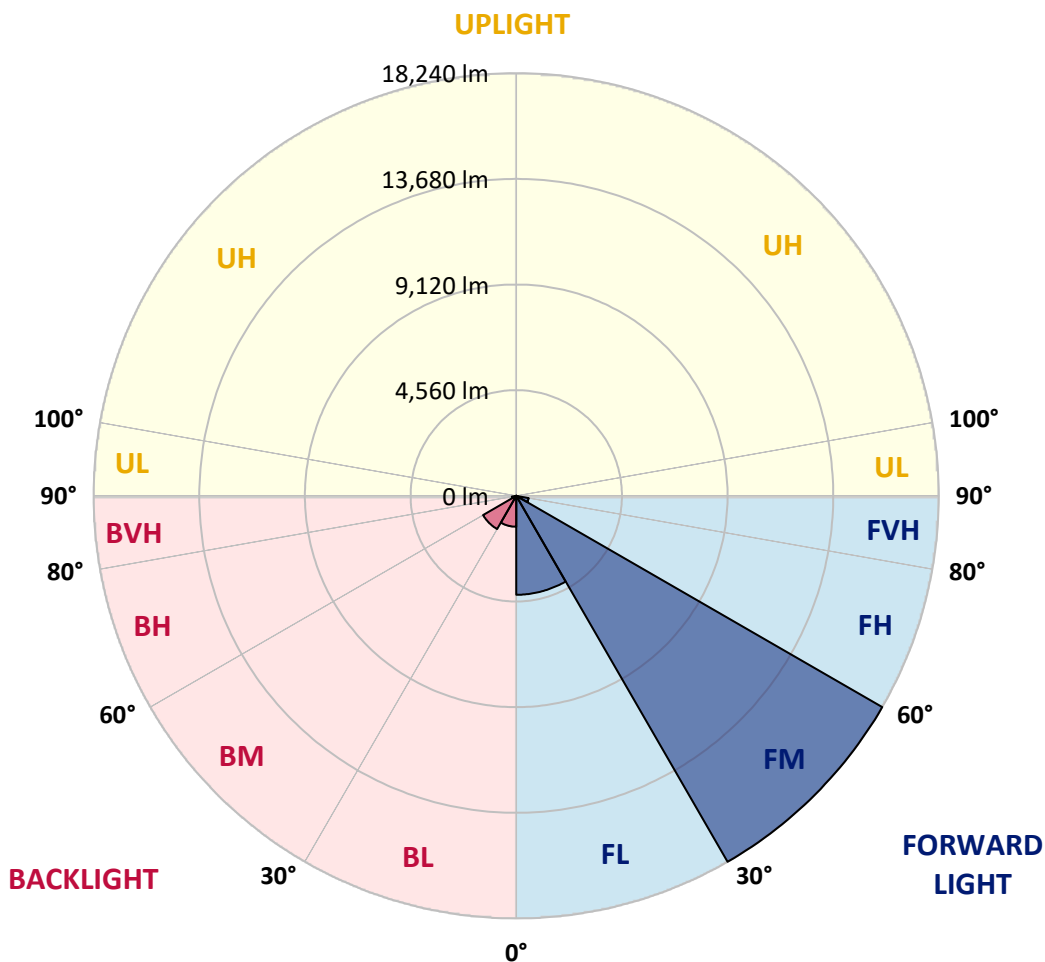
REPORT NUMBER: P530385
 CATALOG NUMBER: GLAN-SA5C-760-U-AFL-GRSBK

LUMINAIRE CLASSIFICATION SYSTEM LUMEN TABLE AND BUG RATING:

| Zone | Lumens | % Fixture | Zone Rating/Lumen Limit | | |
|----------------|---------|-----------|-------------------------|------|--------|
| | | | B | U | G |
| FL (0°-30°) | 4270.2 | 16.3 | | | |
| FM (30°-60°) | 18239.8 | 69.4 | | | |
| FH (60°-80°) | 543.0 | 2.1 | | | G0/660 |
| FVH (80°-90°) | 13.1 | 0.1 | | | G1/100 |
| BL (0°-30°) | 1335.8 | 5.1 | B3/2500 | | |
| BM (30°-60°) | 1654.5 | 6.3 | B2/2500 | | |
| BH (60°-80°) | 193.0 | 0.7 | B1/500 | | G1/500 |
| BVH (80°-90°) | 14.5 | 0.1 | | | G1/100 |
| UL (90°-100°) | 0.0 | 0.0 | | U0/0 | |
| UH (100°-180°) | 0.0 | 0.0 | | U0/0 | |

BUG Rating: B3-U0-G1

Type II Short





REPORT NUMBER: P530385

CATALOG NUMBER: GLAN-SA5C-760-U-AFL-GRSBK

CANDELA DISTRIBUTION (FULL):

| | 0° | 5° | 15° | 25° | 35° | 45° | 52° | 55° | 65° | 75° | 85° |
|-------|---------|---------|---------|---------|---------|---------|---------|---------|---------|---------|---------|
| 0° | 7584.6 | 7584.6 | 7584.6 | 7584.6 | 7584.6 | 7584.6 | 7584.6 | 7584.6 | 7584.6 | 7584.6 | 7584.6 |
| 2.5° | 9192.7 | 8982.1 | 9001.2 | 8863.4 | 8783.0 | 8652.8 | 8476.7 | 8442.2 | 8250.8 | 7990.4 | 7726.3 |
| 5° | 10019.6 | 9969.9 | 10035.0 | 9835.9 | 9843.5 | 9629.1 | 9215.6 | 9223.3 | 8783.0 | 8358.0 | 7948.3 |
| 7.5° | 10073.2 | 9958.4 | 10023.5 | 10199.6 | 10303.0 | 10264.7 | 10031.1 | 9828.2 | 9410.9 | 8786.8 | 8189.5 |
| 10° | 9020.4 | 9238.6 | 9307.5 | 9598.5 | 10012.0 | 10448.5 | 10421.7 | 10433.1 | 10084.7 | 9269.2 | 8396.3 |
| 12.5° | 8388.6 | 8243.1 | 8476.7 | 8652.8 | 9276.9 | 10123.0 | 10509.7 | 10593.9 | 10620.7 | 9736.3 | 8603.0 |
| 15° | 8101.5 | 8101.5 | 8139.8 | 8189.5 | 8641.3 | 9422.4 | 10211.1 | 10456.1 | 11034.2 | 10348.9 | 8928.5 |
| 17.5° | 8281.4 | 8273.8 | 8327.4 | 8224.0 | 8392.5 | 8993.6 | 9935.4 | 10214.9 | 11497.5 | 10950.0 | 9185.0 |
| 20° | 8828.9 | 8855.7 | 8821.3 | 8522.6 | 8534.1 | 8985.9 | 9629.1 | 10069.4 | 11811.5 | 11470.7 | 9525.7 |
| 22.5° | 9590.8 | 9606.1 | 9410.9 | 9085.4 | 8989.7 | 9211.8 | 9805.2 | 10142.2 | 12064.2 | 12094.8 | 9629.1 |
| 25° | 10471.4 | 10410.2 | 10371.9 | 9912.4 | 9621.5 | 9812.9 | 10203.4 | 10398.7 | 12221.1 | 12630.8 | 9923.9 |
| 27.5° | 11692.8 | 11570.3 | 11336.7 | 10927.0 | 10712.6 | 10440.8 | 10720.3 | 11041.9 | 12669.1 | 13381.2 | 10245.5 |
| 30° | 13496.1 | 13388.9 | 12933.3 | 12404.9 | 11842.1 | 11574.1 | 11662.1 | 11838.3 | 13476.9 | 14250.3 | 10670.5 |
| 32.5° | 16210.6 | 15984.7 | 15326.2 | 14319.2 | 13553.5 | 12814.6 | 12791.6 | 12979.2 | 14200.6 | 15452.5 | 11175.9 |
| 35° | 19200.8 | 19131.9 | 18163.2 | 17125.7 | 15644.0 | 14503.0 | 14522.2 | 14621.7 | 15586.5 | 17030.0 | 11838.3 |
| 37.5° | 21187.9 | 21566.9 | 20950.5 | 19836.4 | 18592.1 | 16961.0 | 16547.5 | 16582.0 | 17489.4 | 18898.3 | 13032.8 |
| 40° | 22723.2 | 22401.6 | 22474.3 | 22214.0 | 21364.0 | 20253.7 | 19338.6 | 19158.7 | 19690.9 | 20965.8 | 14219.7 |
| 42.5° | 22053.2 | 22068.5 | 22516.4 | 23132.9 | 23343.4 | 23263.0 | 22328.8 | 21988.1 | 21574.6 | 22658.1 | 15349.2 |
| 45° | 20161.8 | 20556.2 | 21138.1 | 22769.1 | 24201.1 | 25544.9 | 25361.1 | 24794.5 | 22876.3 | 23998.1 | 16000.0 |
| 47.5° | 17144.8 | 17129.5 | 18082.8 | 20203.9 | 23385.6 | 26532.7 | 27367.4 | 26969.2 | 23799.0 | 23848.8 | 15866.0 |
| 48° | 16030.7 | 16306.3 | 17290.3 | 19786.6 | 22868.7 | 26387.2 | 27547.3 | 27045.8 | 23642.1 | 23649.7 | 15751.2 |
| 50° | 11849.8 | 11800.0 | 13025.2 | 16088.1 | 20426.0 | 24794.5 | 26789.2 | 27179.8 | 23638.2 | 22642.8 | 14947.2 |
| 52.5° | 6259.9 | 6474.3 | 7366.4 | 10115.4 | 14441.8 | 20292.0 | 23630.6 | 24239.3 | 22803.6 | 20996.5 | 13790.9 |
| 55° | 2660.9 | 2404.4 | 3089.7 | 4567.6 | 8124.5 | 13557.3 | 17336.2 | 18691.6 | 19281.2 | 18580.6 | 12064.2 |
| 57.5° | 949.5 | 1037.6 | 1194.5 | 1719.1 | 3415.2 | 7420.0 | 10337.4 | 11390.3 | 13358.3 | 13633.9 | 8220.2 |
| 60° | 608.8 | 620.2 | 670.0 | 788.7 | 1282.6 | 2860.0 | 4904.5 | 5743.0 | 6635.1 | 6849.5 | 3836.3 |
| 62.5° | 470.9 | 474.8 | 497.7 | 516.9 | 608.8 | 1110.3 | 1841.6 | 2182.3 | 2266.6 | 1948.8 | 1006.9 |
| 65° | 394.4 | 398.2 | 405.8 | 405.8 | 432.6 | 520.7 | 643.2 | 708.3 | 689.2 | 681.5 | 570.5 |
| 67.5° | 302.5 | 310.1 | 325.4 | 325.4 | 340.8 | 317.8 | 356.1 | 379.0 | 428.8 | 520.7 | 486.2 |
| 70° | 237.4 | 241.2 | 252.7 | 260.3 | 260.3 | 229.7 | 256.5 | 279.5 | 314.0 | 386.7 | 382.9 |
| 72.5° | 183.8 | 191.4 | 199.1 | 199.1 | 187.6 | 157.0 | 183.8 | 202.9 | 225.9 | 268.0 | 260.3 |
| 75° | 141.7 | 141.7 | 145.5 | 118.7 | 91.9 | 80.4 | 111.0 | 134.0 | 168.5 | 176.1 | 145.5 |
| 77.5° | 38.3 | 42.1 | 38.3 | 34.5 | 38.3 | 57.4 | 72.7 | 84.2 | 107.2 | 107.2 | 95.7 |
| 80° | 0.0 | 3.8 | 11.5 | 23.0 | 38.3 | 53.6 | 65.1 | 72.7 | 84.2 | 91.9 | 88.1 |
| 82.5° | 0.0 | 3.8 | 11.5 | 23.0 | 34.5 | 42.1 | 57.4 | 61.3 | 68.9 | 80.4 | 80.4 |
| 85° | 0.0 | 3.8 | 7.7 | 15.3 | 23.0 | 26.8 | 26.8 | 23.0 | 23.0 | 19.1 | 15.3 |
| 87.5° | 0.0 | 0.0 | 3.8 | 7.7 | 7.7 | 11.5 | 11.5 | 11.5 | 11.5 | 11.5 | 11.5 |
| 90° | 0.0 | 0.0 | 0.0 | 0.0 | 0.0 | 0.0 | 0.0 | 0.0 | 0.0 | 0.0 | 0.0 |



REPORT NUMBER: P530385

CATALOG NUMBER: GLAN-SA5C-760-U-AFL-GRSBK

CANDELA DISTRIBUTION (continued):

| | 90° | 95° | 105° | 115° | 125° | 135° | 145° | 155° | 165° | 175° | 180° |
|-------|--------|--------|--------|--------|--------|--------|--------|--------|--------|--------|--------|
| 0° | 7584.6 | 7584.6 | 7584.6 | 7584.6 | 7584.6 | 7584.6 | 7584.6 | 7584.6 | 7584.6 | 7584.6 | 7584.6 |
| 2.5° | 7622.9 | 7504.2 | 7324.3 | 7040.9 | 6769.1 | 6593.0 | 6424.5 | 6236.9 | 6133.5 | 6125.9 | 6068.5 |
| 5° | 7714.8 | 7446.8 | 7018.0 | 6531.7 | 6011.0 | 5563.1 | 5111.3 | 4816.5 | 4552.3 | 4406.8 | 4380.0 |
| 7.5° | 7764.6 | 7416.1 | 6723.2 | 5907.6 | 5019.4 | 4288.1 | 3782.7 | 3411.4 | 3265.9 | 3158.7 | 3154.8 |
| 10° | 7867.9 | 7362.5 | 6282.9 | 5080.7 | 3981.8 | 3242.9 | 2894.5 | 2726.0 | 2645.6 | 2615.0 | 2569.0 |
| 12.5° | 7944.5 | 7263.0 | 5831.1 | 4230.7 | 3147.2 | 2687.7 | 2534.6 | 2496.3 | 2500.1 | 2515.4 | 2496.3 |
| 15° | 8051.7 | 7174.9 | 5222.3 | 3472.6 | 2641.8 | 2419.7 | 2419.7 | 2427.4 | 2481.0 | 2488.6 | 2484.8 |
| 17.5° | 8044.0 | 7002.6 | 4594.4 | 2860.0 | 2335.5 | 2304.9 | 2316.3 | 2389.1 | 2423.6 | 2435.0 | 2408.2 |
| 20° | 8135.9 | 6841.8 | 3947.4 | 2442.7 | 2163.2 | 2209.1 | 2285.7 | 2304.9 | 2347.0 | 2354.6 | 2324.0 |
| 22.5° | 8109.1 | 6439.8 | 3346.3 | 2113.4 | 2033.0 | 2121.1 | 2197.7 | 2220.6 | 2209.1 | 2186.2 | 2182.3 |
| 25° | 8059.4 | 6095.3 | 2794.9 | 1895.2 | 1937.3 | 2033.0 | 2105.8 | 2063.7 | 2040.7 | 2044.5 | 2048.3 |
| 27.5° | 7971.3 | 5658.8 | 2339.3 | 1742.0 | 1807.1 | 1948.8 | 1945.0 | 1929.7 | 1952.6 | 1933.5 | 1952.6 |
| 30° | 7956.0 | 5222.3 | 1964.1 | 1604.2 | 1711.4 | 1814.8 | 1822.4 | 1849.3 | 1876.1 | 1841.6 | 1876.1 |
| 32.5° | 7979.0 | 4743.7 | 1696.1 | 1520.0 | 1654.0 | 1657.8 | 1742.0 | 1768.8 | 1749.7 | 1673.1 | 1680.8 |
| 35° | 8155.1 | 4376.2 | 1500.8 | 1474.0 | 1562.1 | 1565.9 | 1646.3 | 1611.9 | 1527.6 | 1481.7 | 1508.5 |
| 37.5° | 8526.5 | 4069.9 | 1409.0 | 1431.9 | 1439.6 | 1489.4 | 1493.2 | 1424.3 | 1431.9 | 1428.1 | 1443.4 |
| 40° | 9001.2 | 3836.3 | 1343.9 | 1393.6 | 1386.0 | 1420.4 | 1282.6 | 1320.9 | 1355.4 | 1366.8 | 1374.5 |
| 42.5° | 9326.7 | 3667.9 | 1301.7 | 1332.4 | 1317.1 | 1255.8 | 1179.2 | 1217.5 | 1244.3 | 1286.4 | 1294.1 |
| 45° | 9472.1 | 3533.9 | 1252.0 | 1225.2 | 1225.2 | 1114.1 | 1083.5 | 1091.2 | 1152.4 | 1198.4 | 1190.7 |
| 47.5° | 9234.8 | 3403.7 | 1163.9 | 1083.5 | 1110.3 | 1018.4 | 984.0 | 984.0 | 1049.1 | 1106.5 | 1095.0 |
| 48° | 9142.9 | 3350.1 | 1167.7 | 1052.9 | 1072.0 | 1003.1 | 968.7 | 961.0 | 1033.7 | 1087.3 | 1087.3 |
| 50° | 8687.3 | 3151.0 | 1068.2 | 968.7 | 930.4 | 922.7 | 899.7 | 907.4 | 953.3 | 1003.1 | 1003.1 |
| 52.5° | 7799.0 | 2722.2 | 903.6 | 830.8 | 761.9 | 807.9 | 819.3 | 804.0 | 827.0 | 872.9 | 869.1 |
| 55° | 6508.7 | 2090.5 | 723.6 | 689.2 | 635.6 | 685.3 | 708.3 | 689.2 | 666.2 | 700.6 | 700.6 |
| 57.5° | 4169.4 | 1125.6 | 578.1 | 585.8 | 532.2 | 582.0 | 601.1 | 555.2 | 513.0 | 539.8 | 536.0 |
| 60° | 1879.9 | 673.8 | 474.8 | 463.3 | 428.8 | 486.2 | 516.9 | 463.3 | 405.8 | 425.0 | 444.1 |
| 62.5° | 704.5 | 478.6 | 359.9 | 352.2 | 344.6 | 398.2 | 413.5 | 371.4 | 314.0 | 325.4 | 329.3 |
| 65° | 516.9 | 421.2 | 287.2 | 260.3 | 275.7 | 314.0 | 306.3 | 264.2 | 225.9 | 225.9 | 233.5 |
| 67.5° | 440.3 | 367.6 | 233.5 | 202.9 | 202.9 | 206.7 | 191.4 | 168.5 | 157.0 | 164.6 | 172.3 |
| 70° | 344.6 | 291.0 | 183.8 | 157.0 | 141.7 | 126.3 | 111.0 | 107.2 | 95.7 | 107.2 | 103.4 |
| 72.5° | 222.1 | 195.3 | 141.7 | 118.7 | 107.2 | 88.1 | 72.7 | 68.9 | 57.4 | 53.6 | 53.6 |
| 75° | 118.7 | 118.7 | 111.0 | 95.7 | 84.2 | 68.9 | 57.4 | 45.9 | 30.6 | 23.0 | 23.0 |
| 77.5° | 84.2 | 91.9 | 99.5 | 91.9 | 76.6 | 57.4 | 45.9 | 30.6 | 15.3 | 7.7 | 7.7 |
| 80° | 80.4 | 91.9 | 99.5 | 88.1 | 76.6 | 57.4 | 42.1 | 23.0 | 11.5 | 3.8 | 3.8 |
| 82.5° | 72.7 | 84.2 | 91.9 | 80.4 | 68.9 | 49.8 | 38.3 | 23.0 | 11.5 | 3.8 | 3.8 |
| 85° | 15.3 | 19.1 | 23.0 | 23.0 | 26.8 | 34.5 | 26.8 | 19.1 | 7.7 | 3.8 | 3.8 |
| 87.5° | 11.5 | 11.5 | 11.5 | 11.5 | 11.5 | 11.5 | 7.7 | 7.7 | 3.8 | 3.8 | 3.8 |
| 90° | 0.0 | 0.0 | 0.0 | 0.0 | 0.0 | 0.0 | 0.0 | 0.0 | 0.0 | 0.0 | 0.0 |

(END OF REPORT)